

# The AXIS Pathfinder Badges

## Earning Criteria & Skill Details

As there are no official ratings or licenses within the USPA for many of the services we provide—and AXIS focuses on a student's demonstrated level of mastery, not on the simple fact of course attendance—we developed a progression format based on demonstrated proficiency, knowledge and skill. AXIS developed the Pathfinder Badge system to define and celebrate each of a student's achievements along their unique path.

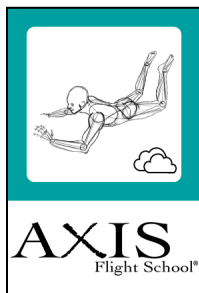
These badges represent elements of AXIS's custom curricula. These not only check the boxes of the world's various skydiving clubs, but also facilitate you, as an athlete, to create your own, highly individual definition of success.

This document is meant to serve as a reference to help you build the “deck” of skills that brings you the greatest joy and sense of success.

[Reach out to us anytime](#) to discuss what the journey looks like along the path(s) you choose.



## Sky Badges



### Sky Belly Flyer

Recipient has demonstrated the knowledge and skills of a proficient belly flyer in the sky.

#### How this Badge is Earned

Recipient has demonstrated the following to the satisfaction of an AXIS Coach™:

a) Belly-fly Aircraft Floating Exit, b) Belly-fly Aircraft Diving Exit, c) Belly Dive, d) Neutral/Stable Belly-flying Orientation, e) Belly-fly Left/Right Turn, f) Belly-fly Forward/Backward, g) Belly-fly Up/Down, h) Belly-fly Side Sliding, i) Belly In-/Out-face Carving, j) Belly Burble Hops, k) Grip taking, l) Belly Break-off, m) Belly Flat-track



### Sky Back Flyer

Recipient has demonstrated the knowledge and skills of a proficient back flyer in the sky.

#### How this Badge is Earned

Achieved prerequisite badge: Sky Belly Flyer.

In addition, recipient has demonstrated the following to the satisfaction of an AXIS Coach™:

a) Back-fly Aircraft Floating Exit, b) Back-fly Aircraft Diving Exit, c) Back Dive, d) Neutral/Stable Back-fly Orientation, e) Back-fly Left/Right Turn, f) Back-fly Forward/Backward, g) Back-fly Up/Down, h) Back-fly Side Sliding, i) Belly to Back Left/Right Half Barrel Roll Transition, j) Back to Belly Left/Right Half Barrel Roll Transition, k) Belly to Back Front-/Back-flip Transition, l) Back to Belly Front-/Back-flip Transition, m) 360° Left/Right Barrel Roll, n) Back Burble Hops, o) Grip Taking, p) Back Break-off, q) Back Flat-track



### Sky Head-up Flyer

Recipient has demonstrated the knowledge and skills of a proficient head-up flyer in the sky.

#### How this Badge is Earned

Achieved prerequisite badges: Sky Belly Flyer and Sky Back Flyer.

In addition, recipient has demonstrated the following to the satisfaction of an AXIS Coach™:

a) Head-up Aircraft Floating Exit, b) Head-up Aircraft Standing Exit, c) Neutral/Stable Head-up Orientation, d) Head-up Left/Right Turn, e) Head-up Forward/Backward, f) Head-up Up/Down, g) Head-up Side Sliding, h) Belly to Head-up Back-flip Transition, i) Head-up to Belly Front-flip Transition, j) Back to Head-up Front-flip Transition, k) Head-up to Back Back-flip Transition, l) Head-up 360° Front-/Back-flip, m) Head-up 360° Right/Left Cartwheel, n) Head-up In-/Out-face Carve, o) Head-up Burble Hops, p) Grip Taking, q) Head-up Break-off



## Sky Head-down Flyer

Recipient has demonstrated the knowledge and skills of a proficient head-down flyer in the sky.

### How this Badge is Earned

Achieved prerequisite badges: Sky Belly Flyer, Sky Back Flyer, and Sky Head-up Flyer.

In addition, recipient has demonstrated the following to the satisfaction of an AXIS Coach™:

a) Head-down Aircraft Floating Exit, b) Head-down Aircraft Diving Exit, c) Neutral/Stable Head-down Orientation, d) Head-down Up/Down, e) Head-down Left/Right Turn, f) Head-down Forward/Backward, g) Head-down Side Sliding, h) Belly to Head-down Front-flip Transition, i) Head-down to Belly Back-flip Transition, j) Back to Head-down Back-flip Transition, k) Head-down to Back Front-flip Transition, l) Head-down to Head-up Front-/Back-flip Transition, m) Head-up to Head-down Front-/Back-flip Transition, n) Head-down 360° Front-/Back-flip, o) Head-down to Head-up Right/Left Cartwheel, p) Head-up to Head-down Right/Left Cartwheel, q) Head-down 360° Right/Left Cartwheel, r) Head-down In-/Out-face Carve, s) Head-down Burble Hops, t) Grip Taking, u) Head-down Break-off



## Sky Angle Head-down Flyer

Recipient has demonstrated the knowledge and skills of a proficient angle head-down flyer in the sky, and has read SIM section 5-10.

### How this Badge is Earned

Recipient has demonstrated the following to the satisfaction of an AXIS Coach™:

a) In-air Navigation Skills (Chasing and Leading), b) Backward Movement, c) Forward Movement, d) Roll Transitions, e) Flip Transitions, f) Break-off



## Sky Angle Head-up Flyer

Recipient has demonstrated the knowledge and skills of a proficient angle head-up flyer in the sky, and has read SIM section 5-10.

### How this Badge is Earned

Recipient has demonstrated the following to the satisfaction of an AXIS Coach™:

a) In-air Navigation Skills (Chasing and Leading), b) Backward Movement, c) Forward Movement, d) Roll Transitions, e) Flip Transitions, f) Break-off



## Skydiving Recurrency Training

Recipient has successfully completed a skydiving recurrency training.

### How this Badge is Earned

Recipient, already being a licensed jumper, has demonstrated the ability to safely exercise the privileges of his/her license to a USPA instructional rating holder. The recurrency training was carried out in accordance to USPA Recurrency Training guidelines (SIM Section 4-2).



## Load Organizer Ready

Recipient has demonstrated the knowledge and skill to organize and jump with groups of various skill levels.

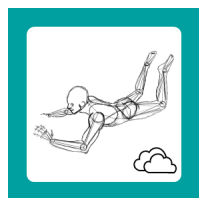
### How this Badge is Earned

Recipient has demonstrated the following to the satisfaction of an AXIS Coach™:

a) USPA C License, b) USPA Coach Rating, c) Proficient Wind Tunnel Flyer, d) Logged 500+ jumps, e) People Skills, f) Competition experience in chosen discipline.

---

# Tunnel Badges



**AXIS**  
Flight School®

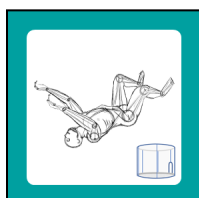
## Tunnel Belly Flyer

Recipient has demonstrated the knowledge and skills of a proficient belly flyer in the wind tunnel.

### How this Badge is Earned

Recipient has demonstrated the following to the satisfaction of an AXIS Coach™:

a) Belly-fly Enter/Exit, b) Neutral/Stable Belly-flying Orientation, c) Belly-fly Left/Right Turn, d) Belly-fly Forward/Backward, e) Belly-fly Up/Down, f) Belly-fly Side Sliding, g) Grip taking, h) Belly In-/Out-face Carving, i) Belly Burble Hops



**AXIS**  
Flight School®

## Tunnel Back Flyer

Recipient has demonstrated the knowledge and skills of a proficient back flyer in the wind tunnel.

### How this Badge is Earned

Achieved prerequisite badge: Tunnel Belly Flyer.

In addition, recipient has demonstrated the following to the satisfaction of an AXIS Coach™:

a) Back-fly Enter/Exit, b) Neutral/Stable Back-fly Orientation, c) Back-fly Left/Right Turn, d) Back-fly Forward/Backward, e) Back-fly Up/Down, f) Back-fly Side Sliding, g) Grip Taking, h) Belly to Back Left/Right Half Barrel Roll Transition, i) Back to Belly Left/Right Half Barrel Roll Transition, j) Belly to Back Front-/Back-flip Transition, k) Back to Belly Front-/Back-flip Transition, l) 360° Left/Right Barrel Roll, m) Back Burble Hops, n) Back In-/Out-face Carving



## Tunnel Head-up Flyer

Recipient has demonstrated the knowledge and skills of a proficient head-up flyer in the wind tunnel.

### How this Badge is Earned

Achieved prerequisite badges: Tunnel Belly Flyer and Tunnel Back Flyer.

In addition, recipient has demonstrated the following to the satisfaction of an AXIS Coach™:

- a) Head-up Enter/Exit, b) Walking, c) Neutral/Stable Head-up Orientation, d) Head-up Left/Right Turn, e) Head-up Forward/Backward, f) Head-up Up/Down, g) Head-up Side Sliding, h) Grip Taking, i) Belly to Head-up Back-flip Transition, j) Head-up to Belly Front-flip Transition, k) Back to Head-up Front-flip Transition, l) Head-up to Back Back-flip Transition, m) Head-up 360° Front-/Back-flip, n) Head-up 360° Right/Left Cartwheel, o) Head-up In-/Out-face Carving, p) Head-up Burble Hops



## Tunnel Head-down Flyer

Recipient has demonstrated the knowledge and skills of a proficient head-down flyer in the wind tunnel.

### How this Badge is Earned

Achieved prerequisite badges: Tunnel Belly Flyer, Tunnel Back Flyer, and Tunnel Head-up Flyer.

In addition, recipient has demonstrated the following to the satisfaction of an AXIS Coach™:

- a) Head-down Transition Enter/Exit, b) Neutral/Stable Head-down Orientation, c) Head-down Up/Down, d) Head-down Left/Right Turn, e) Head-down Forward/Backward, f) Head-down Side Sliding, g) Grip Taking, h) Belly to Head-down Front-flip Transition, i) Head-down to Belly Back-flip Transition, j) Back to Head-down Back-flip Transition, k) Head-down to Back Front-flip Transition, l) Head-down to Head-up Front-/Back-flip Transition, m) Head-up to Head-down Front-/Back-flip Transition, n) Head-down 360° Front-/Back-flip, o) Head-down to Head-up Right/Left Cartwheel, p) Head-up to Head-down Right/Left Cartwheel, q) Head-down 360° Right/Left Cartwheel, r) Head-down In-/Out-face Carve, s) Head-down Burble Hops, t) Full Front/Back Layout



## Tunnel NINJA

Recipient has demonstrated extraordinary flying ability and contributes to the sport of indoor skydiving by teaching others.

### How this Badge is Earned

Achieved merits: Tunnel Belly Flyer, Tunnel Back Flyer, Tunnel Head-up Flyer, Tunnel Head-down Flyer.

Achieved IBA Coach Ratings: Static, Dynamic, and Formation.

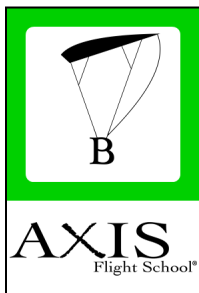
In addition, recipient has demonstrated the following to the satisfaction of an AXIS Coach™:

a) Neutral/Stable Left and Right Edge Flying Orientations, b) Front and Back Vertical Twists, c) Left and Right Horizontal Twists

---

# Canopy Competence Development Badges

## Essential Canopy Skills




### USPA B-License Canopy Proficiency

Recipient has successfully completed all requirements on the USPA Canopy Pilot Proficiency Card.

#### How this Badge is Earned

Recipient has demonstrated the following to the satisfaction of an AXIS Coach™:

- a) Reading of SIM sections 4-1.G «Landing Emergencies» [SIM 2025, page 88], 5-9-D «B-License Canopy Proficiency Card» [SIM 2025, page 121]. b) All required canopy discovery drills on the USPA Canopy Piloting Proficiency Card.



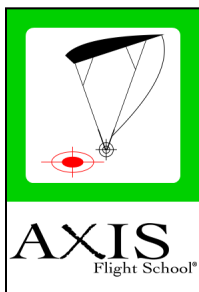
### USPA Live Water Landing Training

Recipient has successfully participated in a Live Water Landing Training course in accordance with USPA SIM.

#### How this Badge is Earned

Recipient has demonstrated the following to the satisfaction of an AXIS Coach™:

- a) Reading of SIM section 4-1-G «Landing Emergencies» [SIM 2025, page 88], and SIM section 5-4 «Water Landings» [SIM 2025, page 108]. b) Competence in all required live water drills.



### Advanced Accuracy

Recipient has repeatedly demonstrated the knowledge and skill to land on a pre-declared target.

#### How this Badge is Earned

Recipient has demonstrated the following to the satisfaction and under the supervision of an AXIS Coach™:



a) Competence in the execution of prescribed exercises, b) Completion of all provided canopy discovery drills, c) Three pre-declared stand-up landings into a circle 50 ft in diameter.



## Pro Landings

Recipient has successfully fulfilled the accuracy landing requirements of USPA SIM Section 6.

### How this Badge is Earned


Recipient has demonstrated the following to the satisfaction of an AXIS Coach™:

Demonstrated 10 pre-declared stand-up landings into a 40-foot long by 20-foot wide rectangle using the same model and size canopy under the supervision of an AXIS Coach™.

---

# Canopy Competence Development Badges

## In-Air Canopy Skills



### In-Air Canopy Skills: Formation Flying


Recipient has demonstrated the knowledge and skills to safely and effectively fly in close proximity to another canopy pilot.

#### How this Badge is Earned

Achieved prerequisite badges: USPA B-License Canopy Proficiency.

In addition, recipient has demonstrated the following to the satisfaction of an AXIS Coach™:

a) Understanding of canopy collision avoidance and emergency procedures, b) Exit and flying strategies to effectively join and fly in close proximity to another canopy pilot, c) Bumping end cells, d) Ability to effectively chase and catch up to another canopy pilot using all canopy inputs and control ranges e) Safely and effectively navigate through another canopy pilot's wake, f) Ability to plan and execute a flight pattern that allows participants to return to the DZ safely.



### In-Air Canopy Skills: Dynamic Formations

Recipient has demonstrated the knowledge and skills to fly in close proximity to another canopy pilot while engaging in dynamic formations.

#### How this Badge is Earned

Achieved prerequisite badges: In-air Canopy Skills - Formation Flying.

In addition, recipient has demonstrated the following to the satisfaction of an AXIS Coach™:

a) Pitch-out & Re-join maneuver, b) Maintaining position within a formation while following the flight leader through a heading change, c) effectively transitioning from one preplanned formation type to another, including on and off-level.



## In-Air Canopy Skills: Team Landings


Recipient has demonstrated the knowledge and skills to safely and effectively land in close proximity with another canopy pilot.

### How this Badge is Earned

Achieved prerequisite badges: Advanced Accuracy and In-air Canopy Skills - Dynamic Formations.

In addition, recipient has demonstrated the following to the satisfaction of an AXIS Coach™:

- a) Lead a canopy formation through a predictable landing pattern, touching down on target, b) Ability to effectively follow a flight leader less than 60 feet away in flight to a predeclared target
- c) Touching down no more than three seconds after the flight leader.



## In-Air Canopy Skills: 1-on-1 CRW

Recipient has demonstrated the knowledge and skill to perform canopy relative work (CRW) at an entry level.

### How this Badge is Earned

Achieved prerequisite badges: In-air Canopy Skills - Formation Flying and In-air Canopy Skills: Dynamic Formations.

In addition, recipient has demonstrated the following to the satisfaction of an AXIS Coach™:

- a) understanding of canopy-collision avoidance and emergency procedures, b) equipment choices specific to CRW, c) building and piloting a two-stack formation, d) building a 2-way compressed stack.



## In-Air Canopy Skills: XRW Canopy Pilot

Recipient has demonstrated the knowledge and skills of a proficient extreme relative work (XRW) Canopy Pilot.

### How this Badge is Earned

Achieved prerequisite badge: In-air Canopy Skills - Dynamic Formations, In-air Canopy Skills - 1-on1 CRW, Canopy Piloting Tier 1, and RDS Endorsement.

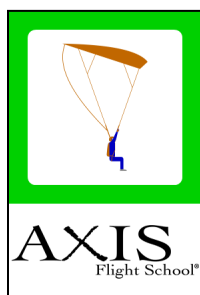
In addition, recipient has demonstrated the following to the satisfaction of an AXIS Coach™:

a) ability to safely fly a parachute at a wing loading of 2.8 or greater, b) ability to detach and stow an RDS in 20 seconds or less, c) ability to plan and execute a flight pattern that allows participants to return to the DZ safely, d) has taken at least two stationary docks on a single XRW jump in a controlled manner.

---

# Canopy Competence Development Badges

## Canopy Piloting




### Canopy Piloting: Building Speed

Recipient has demonstrated the knowledge and skills to utilize a straight-in final landing approach using front risers in order to increase airspeed. Recipient has read SIM section 5-9.

#### How this Badge is Earned

Achieved prerequisite badges: USPA B-License Canopy Proficiency, and Advanced Accuracy. In addition, recipient has demonstrated the following to the satisfaction of an AXIS Coach™:

- a) Proper hand placement to manipulate the front risers in flight, b) Forced recovery drills, c) Adjustments to landing pattern to accommodate accuracy during a front riser approach.



### Canopy Piloting: Performance Turns

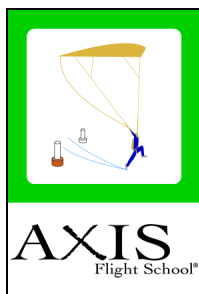
Recipient has demonstrated the knowledge and skills to utilize up to a 270 degree rotation in order to increase airspeed on landing.

#### How this Badge is Earned

Achieved prerequisite badges: USPA B-License Canopy Proficiency, Advanced Accuracy, In-air Canopy Skills - Formation Flying, In-air Canopy Skills - Dynamic Formations, and Canopy Piloting - Building Speed.

In addition, recipient has demonstrated the following to the satisfaction of an AXIS Coach™:

- a) Utilizing various degrees of rotation in order to increase airspeed on landing (90, 180, and 270), b) Understanding how to bail out of a low turn.



## Canopy Piloting: Flying Through Gates

Recipient has demonstrated the knowledge and skills to fly through 5 foot entry gates, and navigate a competition canopy piloting course.

### How this Badge is Earned

Achieved prerequisite badges: USPA B-License Canopy Proficiency, Advanced Accuracy, In-air Canopy Skills - Formation Flying, In-air Canopy Skills - Dynamic Formations, Canopy Piloting - Building Speed, Canopy Piloting - Performance Turns, and RDS Endorsement.

In addition, recipient has demonstrated the following to the satisfaction of an AXIS Coach™:

a) Utilizing a 450 degree rotation or greater in order to increase airspeed on landing, b) Ability to enter and navigate through a canopy piloting course with 5 foot entry gates, c) Strategies to navigate various competition courses (speed, distance, and accuracy).



## Canopy NINJA

Recipient has demonstrated extraordinary flying ability and contributes to the sport of canopy piloting by teaching others.

### How this Badge is Earned

Achieved merits: In-air Canopy Skills Team Landings, Canopy Piloting Tier 1, In-air Canopy Skills - 1-on-1 CRW, In-air Canopy Skills - XRW Canopy Pilot.

In addition, recipient has demonstrated the following to the satisfaction of an AXIS Coach™:

a) Participated on at least one successful Stadium Demonstration Jump, b) Last to pin a 4-stack CRW formation or larger, c) Participated in at least one Canopy Piloting Nationals (Open category).



## RDS Endorsement

Recipient has demonstrated the knowledge and skills to properly pack and operate a removable deployment system (RDS) in flight.

---

## Speed Skydiving Badges



### Speed — Competent

#### How this Badge is Earned

Recipient has demonstrated the following to the satisfaction of an AXIS Coach™

- a) received instruction on speed skydiving fundamentals and safety practices,
- b) read USPA SIM Section 5-11,
- c) recorded speeds in excess of 300kmh (~185mph).



### Speed — Advanced

#### How this Badge is Earned

Achieved prerequisite badge: Speed - Competent.

In addition, recipient has demonstrated the following to the satisfaction of an AXIS Coach™

- a) received instruction on how to interpret Flysight™ data,
- b) read FAI competition rules,
- c) recorded speeds in excess of 350kmh (~220mph).



### Speed — Proficient

#### How this Badge is Earned

Achieved prerequisite badge: Speed - Advanced.

In addition, recipient has demonstrated the following to the satisfaction of an AXIS Coach™

- a) earned a USPA C-License,
- b) either participated at a USPA Nationals or ISSA event,
- c) recorded speeds in excess of 450kmh (~280mph).





## Speed — 500-Club

### How this Badge is Earned

Achieved prerequisite badges: Speed - Proficient.

In addition, recipient has demonstrated the following to the satisfaction of an AXIS Coach™

- a) participated in a FAI G-1 event,
  - b) recorded speeds in excess of 500kmh (~310mph).
-

# Competition Dive Pools

## How these Badges are Earned (All Disciplines, All Levels)

Recipient has demonstrated the knowledge and skill to perform the dive pool of their chosen discipline and skill level to the satisfaction of an AXIS Coach™.


In particular: a) Formation recognition, b) Bodyflight skills to perform the functions of a specific slot, c) Ability to identify various engineering options, d) Participation in a competition hosted by USPA, USB, NSL, IBA or AXIS.

By demonstrating your proficiency in the various dive pools, you can earn the following AXIS prerequisite badges:

### 4-Way FS DivePool

(FAI:ISC/USPA/USB)

Intermediate, Advanced & Open



### 2-Way VFS DivePool

(USB)


Intermediate, Advanced & Open



### 2-Way MFS DivePool

(USPA)


Intermediate, Advanced & Open



### 4-Way VFS DivePool

(FAI:ISC/USPA/USB)

Intermediate, Advanced & Open



# Camera Flying



## Introduction to Camera Flying

Recipient has demonstrated the knowledge and skill to fly with small action cameras.

### How this Badge is Earned

Achieved prerequisite badges: Belly Flyer Tunnel and Belly Flyer Sky.

In addition, recipient has demonstrated the following to the satisfaction of an AXIS Coach™:

- a) Reading of SIM Sections 5-7 before the course.
- b) Has a USPA C-License.
- c) Logged 200+ jumps.
- d) Competence in the execution of prescribed exercises.
- e) Camera flying specific emergency procedures.
- f) Climbing on to the camera step.
- g) Construction of a helmet.
- h) Using a sighting tool.
- i) Basic video camera settings.



## Camera Wings Endorsement

Recipient has demonstrated the knowledge and skill to fly with camera wings.

### How this Badge is Earned

Achieved prerequisite badges: Belly Flyer Tunnel, Belly Flyer Sky, and Introduction to Camera Flying.

In addition, recipient has demonstrated the following to the satisfaction of an AXIS Coach™:

- a) Competence in the use of wings in the wind tunnel.
- b) Competence in the use of wings in the sky.
- c) Emergency procedures specific to flying with wings.



## Formation Skydiving Camera Flyer

Recipient has demonstrated the knowledge and skill to film FS teams.

### How this Badge is Earned

Achieved prerequisite badges: TunnelBelly Flyer, Sky Belly Flyer, Introduction to Camera Flying, and Camera Wings Endorsement.

In addition, recipient has demonstrated the following to the satisfaction of an AXIS Coach™:

- a) Captured 10 consecutive, judgeable and debriefable videos without error for 4-Way FS, b) Can utilize leading and peeling exit shooting techniques, c) Above average flying ability, d) Awareness of safety concerns in the air.



## Vertical Formation Skydiving Camera Flyer

Recipient has demonstrated the knowledge and skill to film MFS and VFS teams.

### How this Badge is Earned

Achieved prerequisite badges: Tunnel Belly Flyer, Tunnel Back Flyer, Tunnel Head-up Flyer, Tunnel Head-down Flyer, Sky Belly Flyer, Sky Back Flyer, Sky Head-up Flyer, Sky Head-down Flyer, Introduction to Camera Flying.

In addition, recipient has demonstrated the following to the satisfaction of an AXIS Coach™:

- a) Captured 10 consecutive, judgeable and debriefable videos without error for 4-Way VFS or 2-way MFS, b) Can utilize leading and peeling exit shooting techniques, c) Above average flying ability, d) Awareness of safety concerns in the air.



## Tandem & AFF Camera Flyer Proficiency

Recipient has demonstrated the knowledge and skill to film tandems and AFF students.

### How this Badge is Earned

Achieved prerequisite badges: BellyFlyer Tunnel, Sky Belly Flyer, Introduction to Camera Flying, Camera Wings Endorsement merits.

In addition, recipient has demonstrated the following to the satisfaction of an AXIS Coach™:

- a) Video portfolio of various group jumps in the belly orientation, b) Knowledge of still camera settings and lens options, c) Shooting techniques specific to school work, d) Awareness of safety concerns in the air.



## Camera NINJA

Recipient has demonstrated extraordinary flying ability and contributes to the sport of camera flying by teaching others.

### How this Badge is Earned

Achieved merits: Introduction to camera flying, Camera Wings Endorsement, Formation Skydiving Camera Flyer, Vertical Formation Skydiving Camera Flyer, and Tandem & AFF Camera Flyer.

In addition, recipient has demonstrated the following to the satisfaction of an AXIS Coach™:

a) Competed as a videographer at a FAI Category 1 Event, b) Participated as an outside videographer on a World Record, c) provided outside video for larger formations in both FS and Free-fly disciplines, d) Photography publication on the cover of a magazine.

---



## Ready to take your skills up a few notches?

Join the AXIS community and train with world-class coaches who are passionate about your progress.

 [Click here to book Your Training](#)